

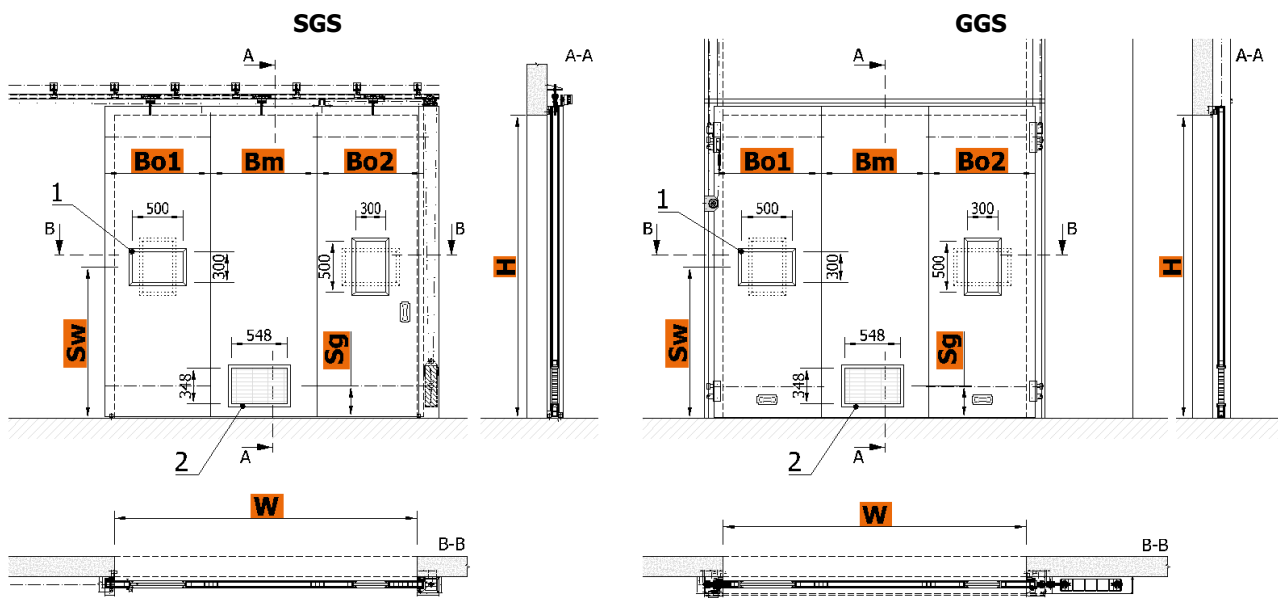


TECHNICAL DATA SHEET ACCESSORIES OF SLIDING GATES HORIZONTAL/ VERTICAL SGS / GGS EI 60

Technical data sheets serve to determine the basic space requirements of sliding fire gates. Other dimensions or atypical demands can be solved upon request.

SGS / GGS EI 60

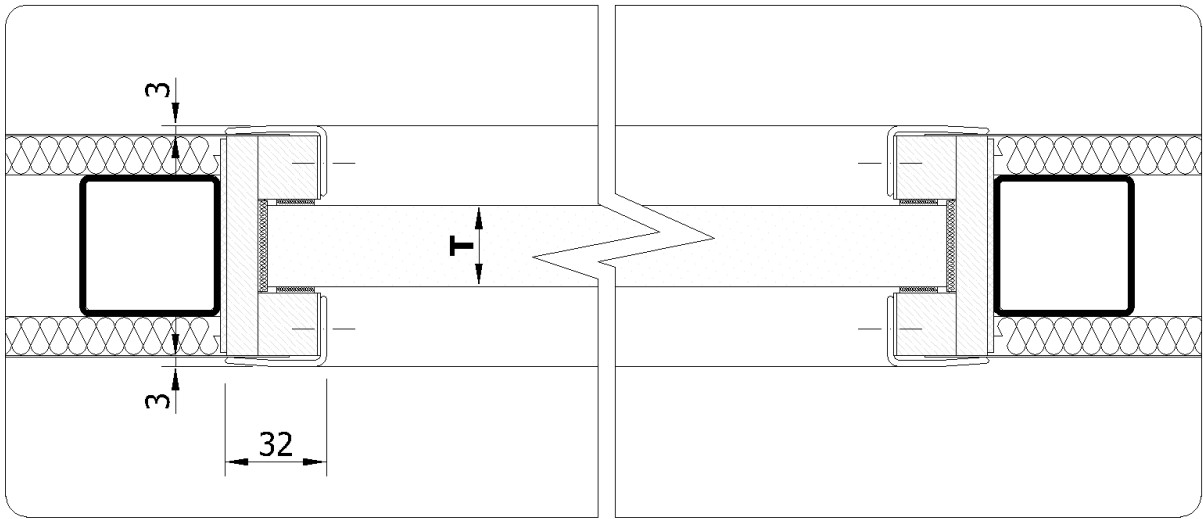
GLAZING AND VENTILATION GRILLE



W	opening width [mm]		
H	opening height [mm]		
Bo1	minimal width of section with horizontal glazing	=	680 mm
Bo2	minimal width of section with vertical glazing	=	480 mm
Bm	minimal width of section with ventilation grille	=	685 mm
Sw	standard level of glazing axis above the floor	=	~ 1500 mm
Sg	prescribed level of ventilation grille axis above the floor	=	~ 300 mm



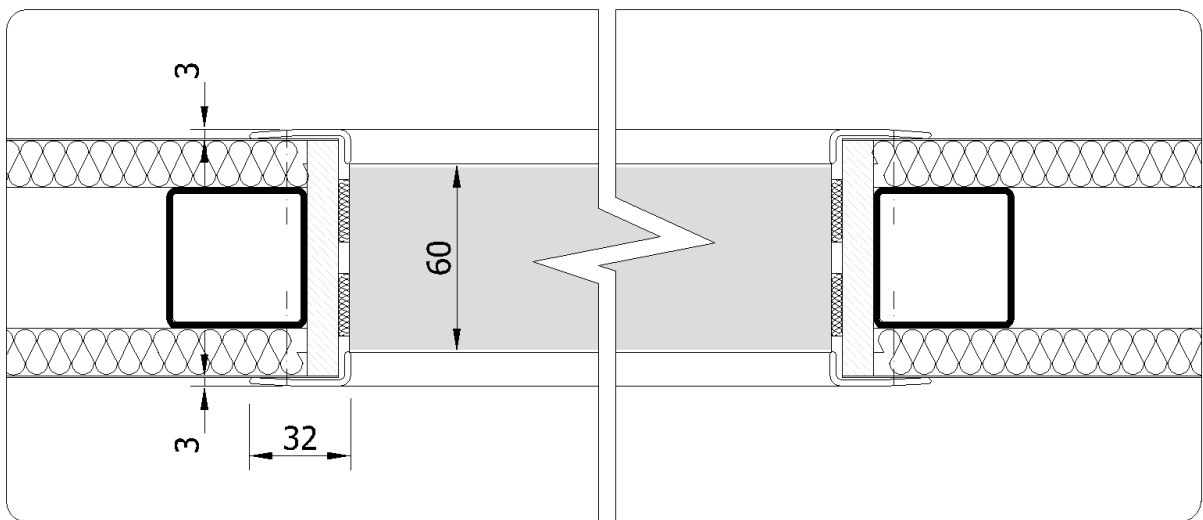
1. GLAZING



fire resistance	glazing thickness T [mm]	light transmission [% approx.]
EW 30	8	89
EI 15 / EW 30	9	86
EI 30 / EW 45	17	84
EI 45 / EW 60	18	86
EI 60 / EW 90	26	81

Fire gate glazing on contact side with the outdoor environment must be equipped with UV filter of thickness 3 mm.

2. VENTILATION GRILLE



Would you like to know more? Contact us.

